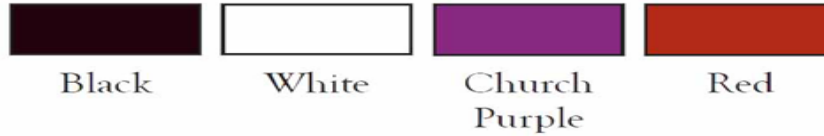


BROUGHTON'S

322 Consumers Rd, North York, ON. M2J 1P8
 P: 416-690-4777 F: 416-690-5357 E-mail: sales@bbroughton.com

Custom Biretta & Zucchetto Template:

- 420 - Black with Red Pom/Red Lining
- 421 - Black with Purple Pom/Purple Lining
- 422 - Black with Black Pom/Red Lining
- 430 - Purple Pom/Green Lining
- 440 - Black Pom/Black Lining
- 450 - Black with Red Cord Trim/Red Pom/Red Lining
- 442 - 100% Polyester - Black White Church Purple Red

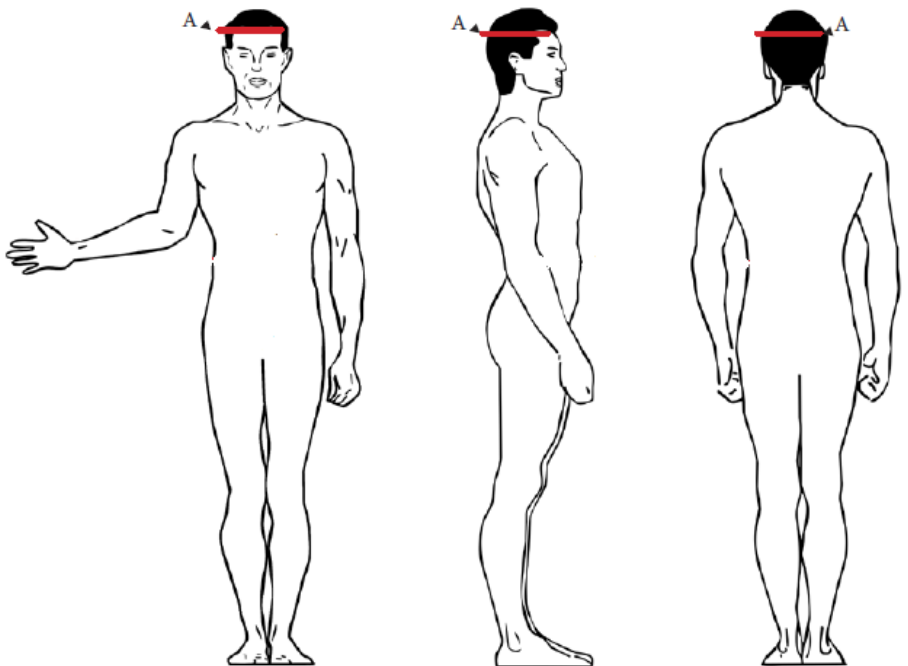


Date: _____
Customer info:
Name: _____ **Account #:** _____
Parish/School/Organization: _____
Phone #: _____ **Fax #:** _____
E-mail: _____
Notes: _____

Item Details:

Item Number: 420 421 422 430 440 450 442 **Colour:** Black White Church Purple Red

Quantity of items: _____
Male: _____/Female: _____



Sizing of items:

A Head Girth: _____


How to Measure:

A - Head Girth - please measure the head girth at the level your hat would be worn. e.g. - right above your ears and eyebrows.

Tip for Best Measuring Results:

- Your clothing is always custom-tailored to your individual measurements.
- You are welcome to provide additional comments and requests along with your measurements submissions (example - loose-fitting).
- When measuring, please put on the type of clothing usually worn under the garments orders.
- NOTE: Do NOT measure the garments yourself!
- NOTE: Do NOT take your measurements by yourself!
- You may also consider having your measurements taken but a professional tailor locally. However, do ask the professional to follow the Liturgix Measurements Chart instructions.
- For your convenience, all measurements are kept on file.

Other Details:



420/421/422/430/440/450



442

Confirmation of order:

Date: _____

Signature: _____